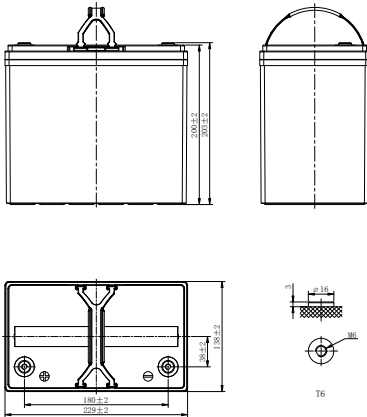


XP SERIES-ULTRA HIGH RATE

XP12-210 (12V210W)



CHARACTERISTICS

Item	Specifications	
Rated Voltage	12V	
Nominal Rate (25°C)	$W_{15}, 1.67V/cell$	240.8W/cell
Nominal Capacity (25°C)	$C_{20}, 1.80V/cell$	55Ah
Dimension	Length	229mm (9.02inches)
	Width	138mm (5.43inches)
	Container Height	200mm (7.87inches)
	Total Height	203mm (7.99inches)
Approx Weight	17.7kg (39.0lbs)	
Terminal	T6(M6)	
Container Material	ABS (UL94 HB or V-0 optional)	
Short-circuit current	1262.4A	
Internal Resistance (25°C)	Approx 5 mΩ (Fully charged)	
	Discharge	-15~50°C (5~122°F)
	Charge	-20~40°C (-4~104°F)
Operating Temp. Range	Storage	
	-15~40°C (5~104°F)	
Nominal Operating Temp. Range	25±3°C (77±5°F)	
Max.Charging Current (25°C)	0.25C	
Charge voltage (25°C)	Standby Use	Equalization Use
	2.25-2.30V/cell	2.30-2.40V/cell
Temp. Coefficient	-3mV/cell/°C	
	-4mV/cell/°C	
Effect of temp. to Capacity	40°C (104°F)	106%
	25°C (77°F)	100%
	0°C (32°F)	86%
Self Discharge	≤3% per month at 25°C (77°F)	

DISCHARGE TABLE

Constant Current Discharge (Amperes) at 25°C (77°F)															
F.V/Time	5min	10min	15min	20min	30min	45min	1h	2h	3h	4h	5h	6h	8h	10h	20h
1.85V/cell	147.1	107.6	90.4	74.4	59.7	42.6	34.1	19.2	13.7	10.8	8.99	7.75	6.16	5.13	2.64
1.80V/cell	175.1	122.4	102.4	81.9	64.2	45.2	35.9	20.0	14.2	11.2	9.28	7.97	6.33	5.26	2.75
1.75V/cell	202.2	135.5	110.6	87.7	67.2	47.3	37.1	20.6	14.6	11.4	9.47	8.13	6.45	5.36	2.81
1.70V/cell	219.3	147.6	118.6	93.2	70.6	48.9	38.4	21.0	15.0	11.7	9.69	8.32	6.59	5.45	2.86
1.67V/cell	237.5	156.0	127.0	98.1	73.1	50.6	39.5	21.6	15.2	11.9	9.88	8.49	6.71	5.56	2.91
1.60V/cell	255.6	166.8	132.4	102.2	75.7	52.4	40.8	22.0	15.5	12.2	10.1	8.73	6.88	5.68	2.99
Constant Power Discharge (Watts/cell) at 25°C (77°F)															
F.V/Time	5min	10min	15min	20min	30min	45min	1h	2h	3h	4h	5h	6h	8h	10h	20h
1.85V/cell	286.3	210.7	177.9	147.0	118.6	85.2	68.2	38.5	27.7	21.9	18.3	15.8	12.6	10.5	5.46
1.80V/cell	336.9	237.0	199.4	160.4	126.3	89.6	71.3	39.9	28.6	22.5	18.8	16.2	12.9	10.8	5.65
1.75V/cell	385.5	259.9	213.5	170.1	131.3	92.7	73.4	41.0	29.2	22.9	19.0	16.4	13.1	10.9	5.75
1.70V/cell	413.0	280.0	226.2	179.0	136.5	95.1	75.3	41.4	29.7	23.3	19.3	16.7	13.3	11.0	5.81
1.67V/cell	443.8	293.8	240.8	187.2	140.6	98.0	77.1	42.3	30.0	23.6	19.6	16.9	13.4	11.2	5.89
1.60V/cell	472.3	310.7	248.5	193.1	144.2	100.4	78.9	42.7	30.4	24.0	20.0	17.2	13.6	11.3	5.98

XP SERIES-ULTRA HIGH RATE

XP12-210 (12V210W)



APPLICATIONS

- UPS
- Hospitals and Testing Laboratories
- Emergency Power Supply
- Electric starting
- Telecommunications
- Data Centers

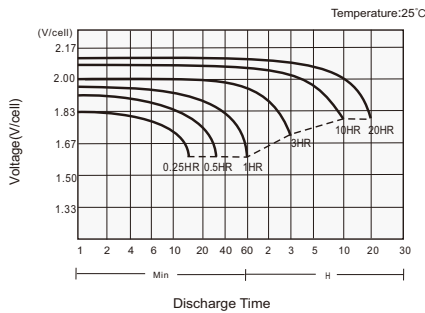
GENERAL FEATURES

- 12 years design life (25°C)
- Excellent high current performance - optimised for short discharge time
- Advanced AGM technology for superior high-rate power
- Long Life Alloy - minimizing grid growth, reducing gassing and extending battery life
- Epoxy-sealed posts eliminate leaks
- Optimal energy density - saves floor space

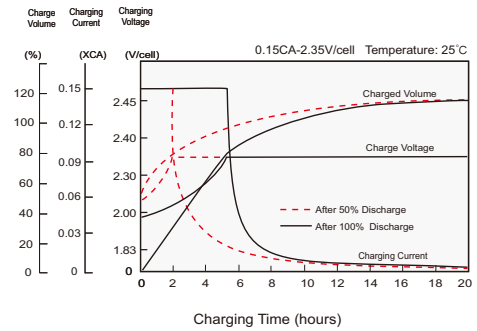
STANDARDS

- Compliance with IEC 60896 standards
- Classified as "Long Life" according to Eurobat
- CE,UL Approved
- Manufactured in Leoch@IATF 16949, ISO 45001,ISO 9001 and ISO 14001 certified production facilities

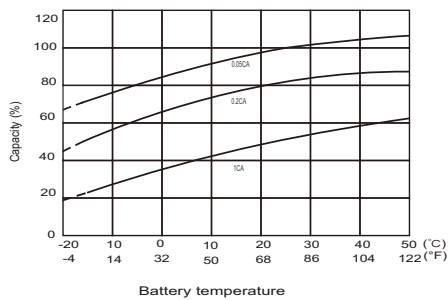
Discharge Characteristics



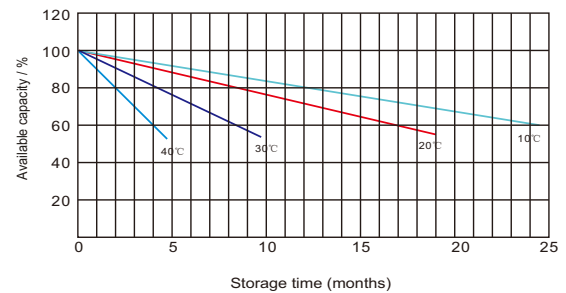
Charging Characteristics



Effects of Temperature on Capacity



Self Discharge Characteristics



Leoch International Technology Ltd.
www.leoch.com

Leoch Batteries Pte Ltd
www.leoch.sg

Leoch Battery Corporation
www.leochamericas.com

Leoch Europe S.A.
www.leoch.eu

Data above is recommended and the picture is only for battery effect display, Leoch reserve the final right of explanation.
 © LEOCH. All rights reserved. Trademarks and logos are the property of LEOCH and its affiliates unless otherwise noted. Subject to revisions without prior notice. E&OE.

Publication No.:LB-XP12-210-PD-EN-V2.0-20231229